



Elena 1

66" x 31.75" x 21.75"

GENERAL SPECIFICATIONS:

Material - Engineered Solid Stone (ESS®)

Installation - Freestanding

Flat rim version may also be undermounted. *Must specify on order.*

Rollled rim version cannot be undermounted

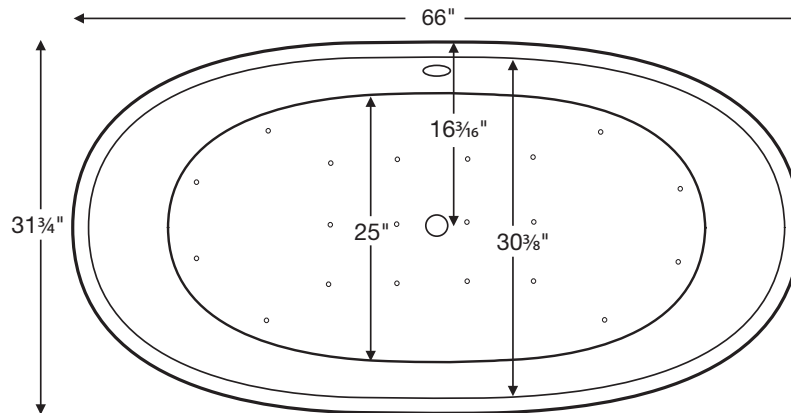
Not recommended as a tub / shower combination.

Soaker Weight - 212 lbs / 96 kg

Air Bath Weight - 242 lbs / 110 kg

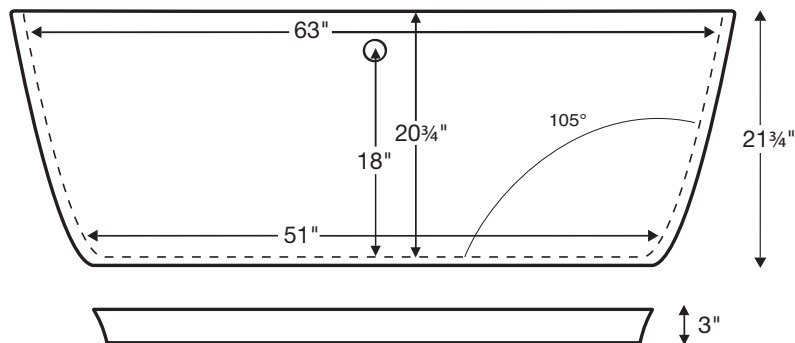
Maximum Fill - 95 gal to overflow

NOTE: Filling this tub to the maximum may require an above average size or dedicated water heater.



SEE IMPORTANT ORDERING & INSTALLATION INFORMATION BELOW

Shown above as an Air Bath.



IMPORTANT:
Pedestal base increases
overall tub height by 3".



One-piece pedestal base is included with air bath package and increases overall tub height by 3". Not available for soaker package.

ELECTRICAL SPECIFICATIONS:

Required Electrical Service 110 Volt
Air Bath 1-15 amp GFCI

CSA Certified C/US; ANSI Z124.1

See the "Boutique Collection Tubs Installation & Operation Manual" included with tub delivery or go to mtibaths.com/support/installation_operation/manuals for all the information necessary to install and operate the tub.

MTI's Customer Service Department is available Monday-Friday 8am-6pm EST at 800-783-8827 or customerservice@mtibaths.com to answer any questions pertaining to ordering or installation.

IMPORTANT ORDERING & INSTALLATION INFORMATION:

- Requires partial or complete sub-floor drain installation. See installation manual for important installation information.
- Tub includes a pedestal base for air bath package only and increases overall height by 3".
- Also available, Elena 3 (model #220), with integrated overflow and pedestal. See p. A-55.
- Air baths require job site preparations for remote mounting the blower and required check valve. Check valve must be installed higher than the rim of the tub. The keypad is shipped loose and may be mounted on a nearby wall or decking. A waterproof remote control is also included. Please read installation manual prior to ordering.
- Tub is pre-drilled with an overflow, but can be specified without (see local codes).
- Requires use of a wall-mounted or freestanding tub filler.
- Measurements are $\pm 1/2"$ and are subject to change without notice.
- Options and accessories are packaged inside the tub crate for delivery.
- Data herein supersedes all prior to publication date shown below.

Hydrotherapy Packages	Package Contents	Part # <i>Choose from a rolled or flat rim</i>		MSRP
Soaker	Soaking bath - no jets Includes a decorative toe-tap drain kit in chrome finish. <i>Notes:</i> • See "Important Ordering & Installation Information" on previous page. • Please see installation manual for important drain installation details.	<i>Rolled Rim</i>	S140R	\$6,380
		<i>Flat Rim</i>	S140F	
Air Bath	20 air jets, heated air blower, keypad, waterproof remote control, ESS pedestal base, decorative exposed toe-tap drain kit in chrome finish. <i>Notes:</i> • See "Important Ordering & Installation Information" on previous page. • Blower & required check valve must be remote mounted. Check valve must be installed higher than the rim of the tub. • Please see installation manual for important drain installation details.	<i>Rolled Rim (air bath includes ESS pedestal standard)</i>	AST140R	\$10,705
		<i>Flat Rim (air bath includes ESS pedestal standard)</i>	AST140F	

Lead Time - 10 business days; soaker or air bath.

Standard Options		<i>Note: part codes for all options listed in parenthesis</i>	
Standard Colors: White or Biscuit, matte finish			
Optional Finish Upcharge: White or Biscuit, gloss finish (SSGLOSS) \$595			
Additional colors available for projects only. Please call MTI.			
Quick Ship - reduces lead time - please call for availability (QSPRI2) \$700			
Accessories and Hardware for All Packages			
Floor-Mounted High-Flow Tub Filler - two designs available - see p. A-61			
Contemporary - Chrome (FILLC) \$1,900 ; Brushed Nickel (FILLBN) \$2,050			
Traditional - Chrome (FILLTC) \$1,900 ; Brushed Nickel (FILLTBN) \$2,050			
Faucet Stand - Available in multiple sizes & styles - from \$910 see pp. A-62-63			
Bathroom Table (TABLE) \$930 color matched with tub - see p. A-63			
ESS Tub Tray - color / finish matched with tub - see p. A-64			
Solid (SSTRAY1), Solid with Stemware Holder (SSTRAY2) \$430			
Teak Tub Tray - Slatted (TK-TRAY1), Solid (TK-TRAY2) \$395 see p. A-65			
Teak Bath Mat (TK-MAT3018) \$395 custom sizes also available see p. A-65			
Toe-Tap Drain	Chrome (included with tub)		
	Brushed Nickel upcharge* (DKSSBN) add \$80		
	Polished Nickel upcharge* (DKSSPN) add \$80		
	Special Finish upcharge* (DKSSSF) add \$895		
*NOTES REGARDING DRAIN KITS:			
• This tub includes a toe-tap drain in chrome finish, unless otherwise specified.			
• Above pricing represents finish upcharge only. Contact MTI for pricing when drain is ordered separately.			
• For "Special Finish", must send MTI a finish sample to color match.			
• Requires partial or complete sub-floor drain installation. See installation manual for important installation information.			

Options Information

Floor-Mounted High-Flow Tub Filler -

Choose from contemporary or traditional design to complement most manufacturers' lavatory & shower faucets. Fill rate of 15 gallons per minute at 45 psi. Includes a hand-held shower with independent valve. See p. A-61 for detailed specifications.



Faucet Stand -

Constructed of Engineered Solid Stone material. Taller models allow for wall-mount faucets and shorter versions (as shown at right) accommodate a Roman faucet. Available in multiple sizes & styles. See pp. A-62-63 for detailed specifications.



Bathroom Table -

Constructed of Engineered Solid Stone material. Ideal for placement of bathroom accessories. See p. A-63 for detailed specifications.



Tub Tray -

Ideal surface for holding a book, beverage or bath accessories. Four models are available; choose from ESS or teak. See pp. A-64-65 for detailed specifications.



Toe-Tap Drain -

Solid brass drain with decorative exposed piping. Complete drain kit is included with tub in chrome finish. Also available in brushed nickel, polished nickel or special finishes*.


*Send finish sample to MTI for matching.




Alternate Tub Views



Front view of tub with ESS pedestal.
Included with air bath package.
Not available for soaker package.



Close-up of rolled-rim.



Close-up of flat-rim.